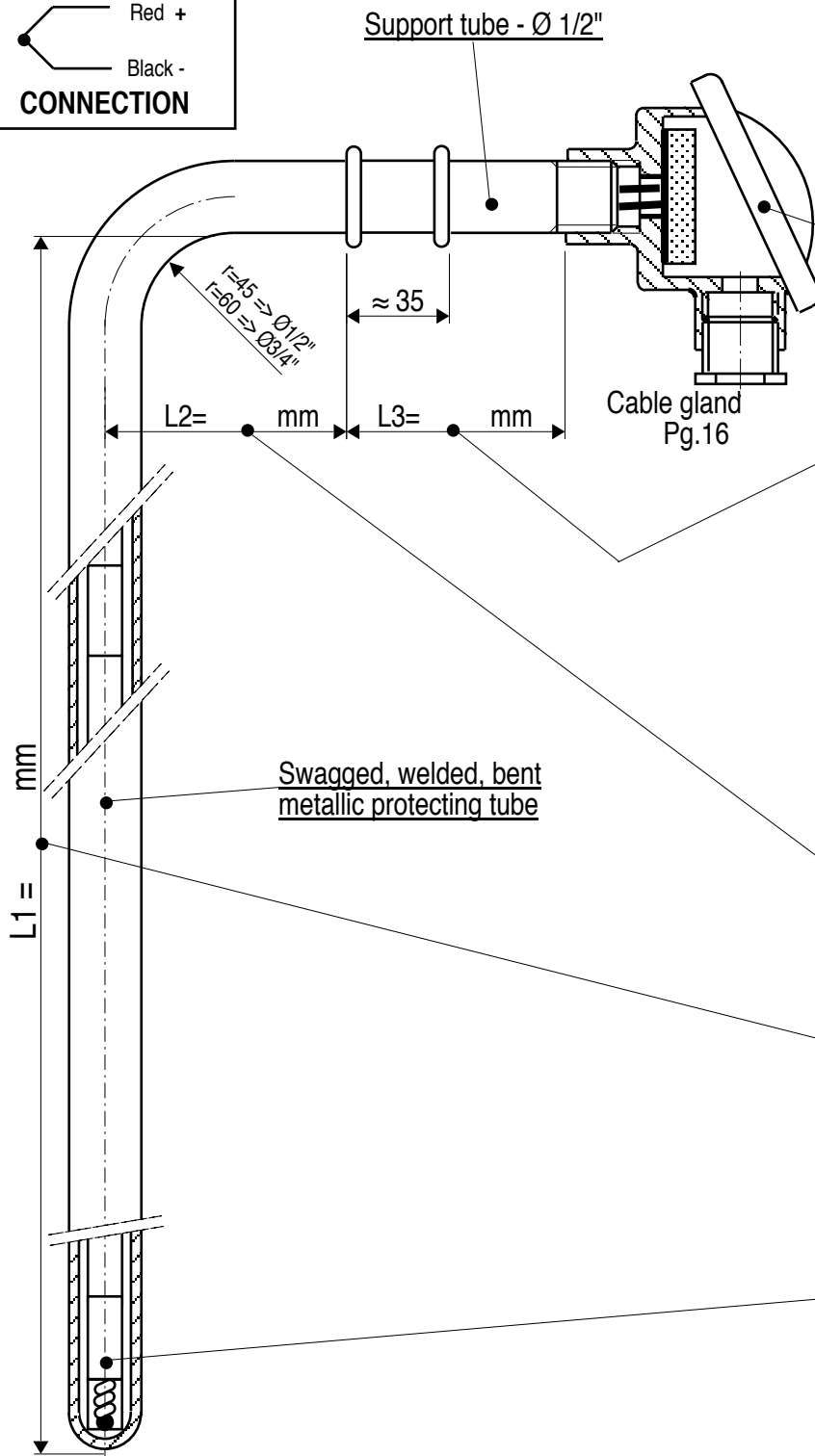
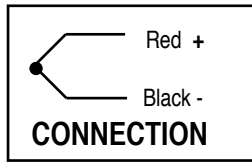




# CADID ASSEMBLIES 90° ANGLE TYPE RIGHT ANGLE BENT STANDARD serie type XB

NT 30-03A



## YOUR CADID PROBE

ASSEMBLY type	<b>XB</b>
---------------	-----------

DIN CONNECTION HEAD	A	<input type="checkbox"/>
	B	<input type="checkbox"/>
	DAN	<input type="checkbox"/>

SUPPORT TUBE	<input checked="" type="checkbox"/>
--------------	-------------------------------------

Length L3	0 (Ø1/2" only)	<input type="checkbox"/>
	75 mm	<input type="checkbox"/>
	405 mm	<input type="checkbox"/>
	505 mm	<input type="checkbox"/>

PROTECTING TUBE	Z3 CN 18-10	<input type="checkbox"/>
	Z2 CN 25-20	<input type="checkbox"/>
	AISI 446	<input type="checkbox"/>
	INCONEL 600	<input type="checkbox"/>
	Ø 1/2"	<input type="checkbox"/>
	Ø 3/4"	<input type="checkbox"/>

Length L2	mini 250 mm	<input type="checkbox"/>
	300 mm	<input type="checkbox"/>
	400 mm	<input type="checkbox"/>

Length L1	300 mm	<input type="checkbox"/>
	400 mm	<input type="checkbox"/>
	500 mm	<input type="checkbox"/>
	600 mm	<input type="checkbox"/>
	800 mm	<input type="checkbox"/>

THERMOCOUPLE	Number	1	<input type="checkbox"/>
		2	<input type="checkbox"/>
	Type	J	<input type="checkbox"/>
		K	<input type="checkbox"/>
	Ø Wires	1,5	<input type="checkbox"/>
		2,3	<input type="checkbox"/>
3,0		<input type="checkbox"/>	

References: • 1 thermocouple: L641000-999  
• 2 thermocouples: L651000-999

1/4 03/2007 - 000 000 000 - Non contractual document. Confirm specifications before ordering.

244, avenue Franklin Roosevelt  
69516 Vaulx-en-Velin Cedex - France

Tél: (+33) 04 72 14 15 40  
Fax: (-33) 04 72 14 15 41

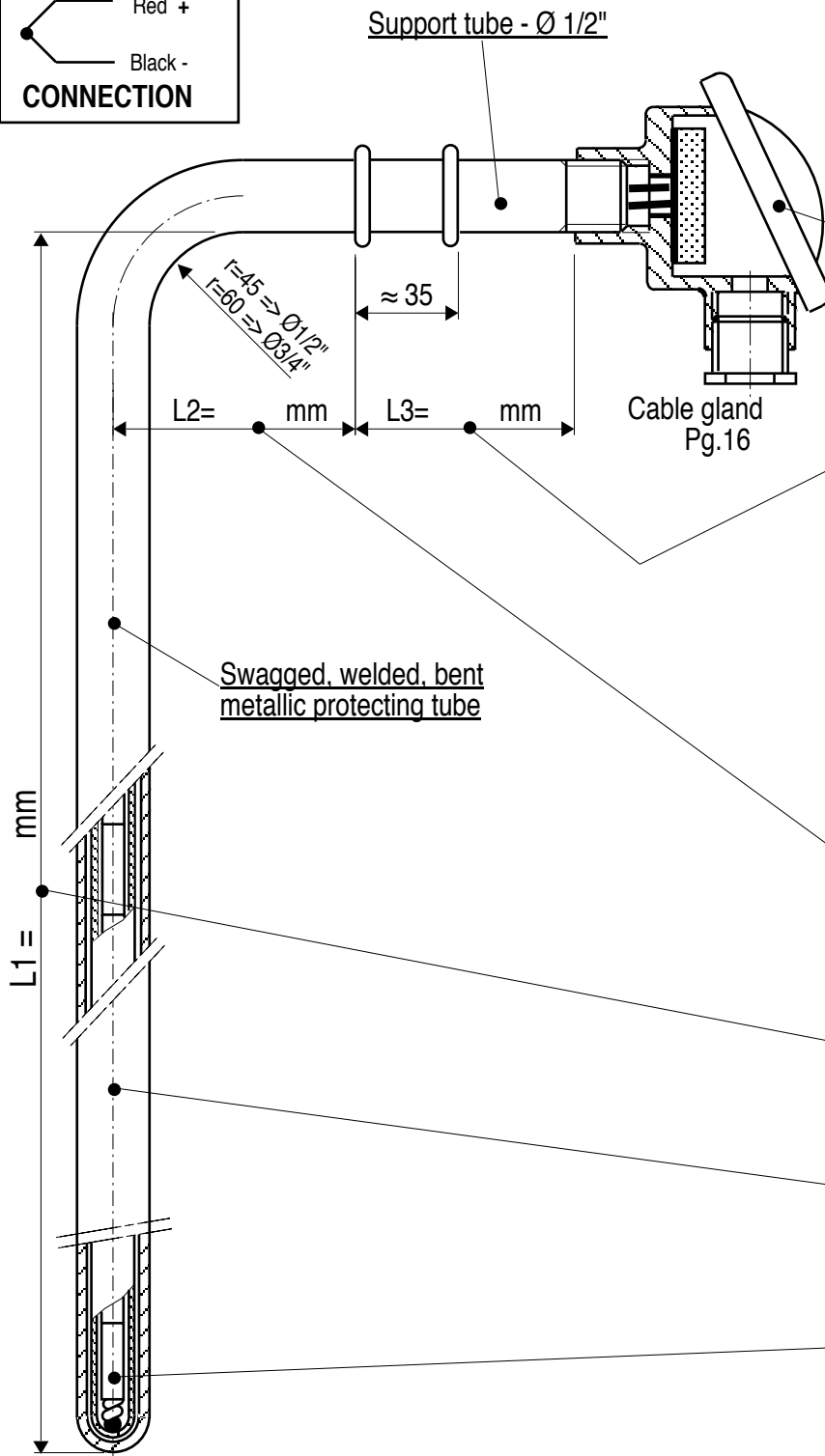
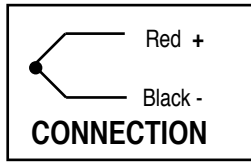
info@pyro-controle.tm.fr  
www.pyro-controle.com

**PYRO**  
**CONTROLE**  
CHAUVIN ARNOUX GROUP



# CADID ASSEMBLIES 90° ANGLE TYPE RIGHT ANGLE BENT STANDARD serie type XC

NT 30-03A



## YOUR CADID PROBE

ASSEMBLY type	<b>XC</b>	
DIN CONNECTION HEAD	A <input type="checkbox"/> B <input type="checkbox"/> DAN <input type="checkbox"/>	
SUPPORT TUBE	<input checked="" type="checkbox"/>	
Length L3	0 ( $\varnothing 1/2"$ only) <input type="checkbox"/> 75 mm <input type="checkbox"/> 405 mm <input type="checkbox"/> 505 mm <input type="checkbox"/>	
	PROTECTING TUBE	Z3 CN 18-10 <input type="checkbox"/> Z2 CN 25-20 <input type="checkbox"/> AISI 446 <input type="checkbox"/> INCONEL 600 <input type="checkbox"/> $\varnothing$ 1/2" <input type="checkbox"/> $\varnothing$ 3/4" <input type="checkbox"/>
	Length L2	mini 250 mm <input type="checkbox"/> 300 mm <input type="checkbox"/> 400 mm <input type="checkbox"/>
	Length L1	300 mm <input type="checkbox"/> 400 mm <input type="checkbox"/> 500 mm <input type="checkbox"/> 600 mm <input type="checkbox"/> 800 mm <input type="checkbox"/>
INTERNAL SHEATH CERAMIC 610- $\varnothing$ 10x1,5	<input checked="" type="checkbox"/>	
THERMOCOUPLE	Number	1 <input type="checkbox"/> 2 <input type="checkbox"/>
	Type	S <input checked="" type="checkbox"/>
	$\varnothing$ Wires	0,35 <input type="checkbox"/> 0,5 <input type="checkbox"/>

References: • 1 thermocouple: L642000-999  
• 2 thermocouples: L652000-999

2/4 03/2007 - 000 000 000 - Non contractual document. Confirm specifications before ordering.

244, avenue Franklin Roosevelt  
69516 Vaulx-en-Velin Cedex - France

Tél: (+33) 04 72 14 15 40  
Fax: (-33) 04 72 14 15 41

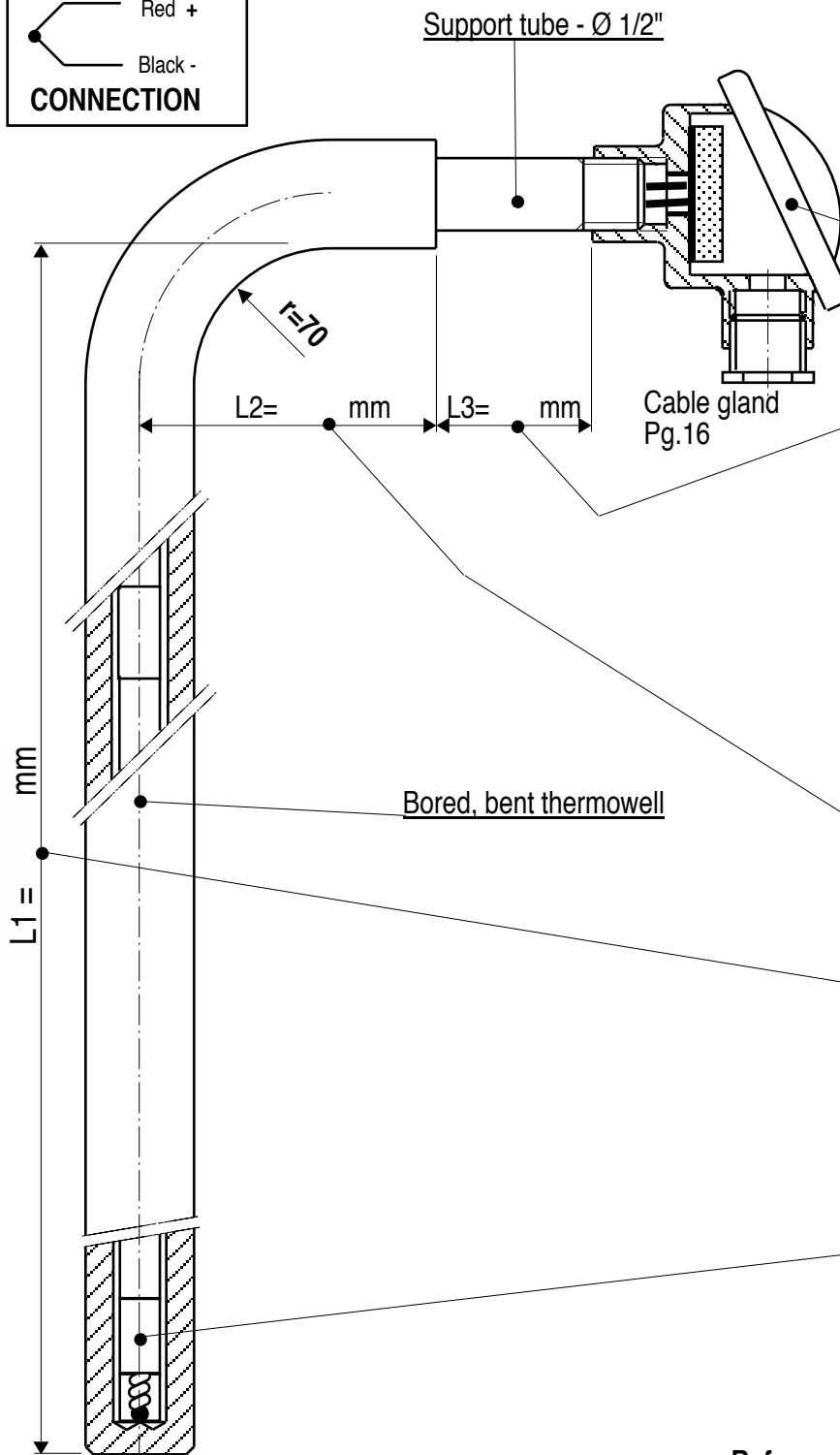
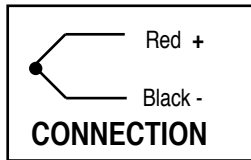
info@pyro-controle.tm.fr  
www.pyro-controle.com

**PYRO**  
**CONTROLE**  
CHAUVIN ARNOUX GROUP



# CADID ASSEMBLIES 90° ANGLE TYPE RIGHT ANGLE BENT REINFORCED serie type XD

NT 30-03A



## YOUR CADID PROBE

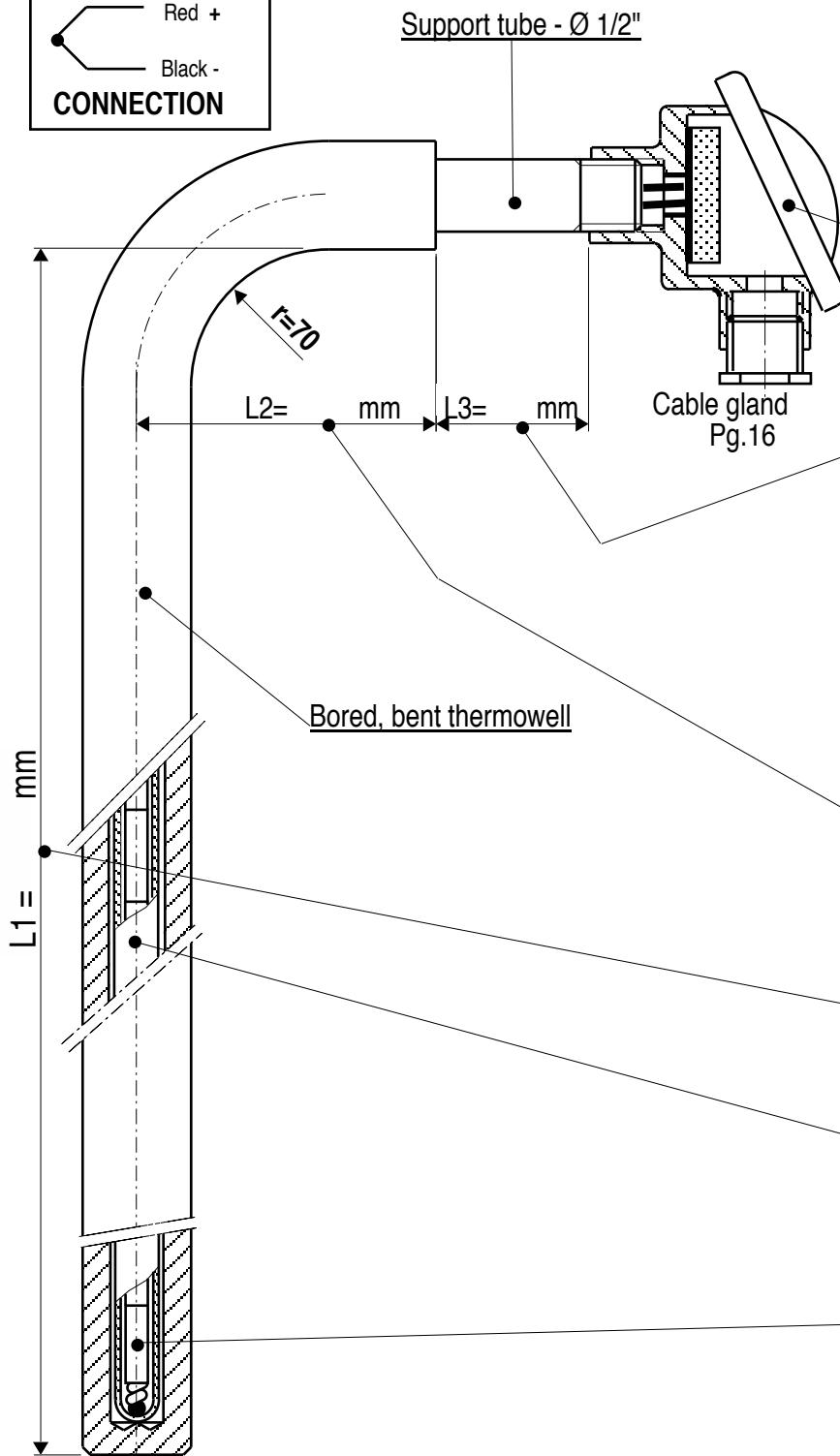
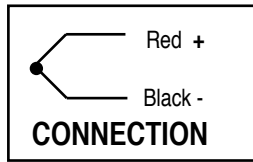
ASSEMBLY type		<b>XD</b>	
DIN CONNECTION HEAD	A	<input type="checkbox"/>	
	B	<input type="checkbox"/>	
	DAN	<input type="checkbox"/>	
SUPPORT TUBE		<input checked="" type="checkbox"/>	
Length L3	40 mm	<input type="checkbox"/>	
	370 mm	<input type="checkbox"/>	
	470 mm	<input type="checkbox"/>	
THERMOWELL	IRON (Fe)	<input type="checkbox"/>	
	Z2 CN 25-20	<input type="checkbox"/>	
	AISI 446	<input type="checkbox"/>	
	INCONEL 600	<input type="checkbox"/>	
	Ø 30 x 7	<input checked="" type="checkbox"/>	
Length L2	mini 250 mm	<input type="checkbox"/>	
	300 mm	<input type="checkbox"/>	
	400 mm	<input type="checkbox"/>	
Length L1	300 mm	<input type="checkbox"/>	
	400 mm	<input type="checkbox"/>	
	500 mm	<input type="checkbox"/>	
	600 mm	<input type="checkbox"/>	
	800 mm	<input type="checkbox"/>	
THERMOCOUPLE	Number	1	<input type="checkbox"/>
		2	<input type="checkbox"/>
	Type	J	<input type="checkbox"/>
		K	<input type="checkbox"/>
	Ø Wires	1,5	<input type="checkbox"/>
		2,3	<input type="checkbox"/>
3,0		<input type="checkbox"/>	

References: • 1 thermocouple: L643000-999  
• 2 thermocouples: L653000-999



# CADID ASSEMBLIES 90° ANGLE TYPE RIGHT ANGLE BENT REINFORCED serie type XE

NT 30-03A



## YOUR CADID PROBE

ASSEMBLY type	<b>XE</b>	
DIN CONNECTION HEAD	A <input type="checkbox"/> B <input type="checkbox"/> DAN <input type="checkbox"/>	
SUPPORT TUBE	<input checked="" type="checkbox"/>	
Length L3	40 mm <input type="checkbox"/> 370 mm <input type="checkbox"/> 470 mm <input type="checkbox"/>	
	THERMOWELL	IRON (Fe) <input type="checkbox"/> Z2 CN 25-20 <input type="checkbox"/> AISI 446 <input type="checkbox"/> INCONEL 600 <input type="checkbox"/> Ø 30 x 7 <input checked="" type="checkbox"/>
	Length L2	mini 250 mm <input type="checkbox"/> 300 mm <input type="checkbox"/> 400 mm <input type="checkbox"/>
Length L1	300 mm <input type="checkbox"/> 400 mm <input type="checkbox"/> 500 mm <input type="checkbox"/> 600 mm <input type="checkbox"/> 800 mm <input type="checkbox"/>	
INTERNAL SHEATH CERAMIC 610-Ø15x2	<input checked="" type="checkbox"/>	
THERMOCOUPLE	Number 1 <input type="checkbox"/> 2 <input type="checkbox"/>	
	Type / Ø Wires	K / Ø 2,3 <input type="checkbox"/> S / Ø 0,35 <input type="checkbox"/> S / Ø 0,5 <input type="checkbox"/>

References: • 1 thermocouple: L644000-999  
• 2 thermocouples: L654000-999